

QUARTERLY PHYSICAL REPORT OF OPERATION  
As of September 30, 2016

Department  
Agency  
Operating Unit  
Organization Code (UACS)

: DOST- OFFICE OF THE SECRETARY  
: DOST - Regional Office No. VIII  
:  
:

	Current Year Appropriations
	Supplemental Appropriations
	Continuing Appropriations
	Off-Budget Account


Particulars	UACS CODE	Physical Targets					Physical Accomplishments					Variance as of September 2016	Remarks	
		1st Quarter	2nd Quarter	3rd Quarter	4th Quarter	Total	1st Quarter	2nd Quarter	3rd Quarter	4th Quarter	Total			
		3	4	5	6	7=(3+4+5+6)	8	9	10	11	12=(8+9+10+11)			13
<b>Part A</b>														
<b>I. Operations</b>														
<b>MFO 3 - Regional S&amp;T Services</b>														
<i>Set 2 - Technology Transfer</i>														
No. of firms/ other entities provided with S&T assistance		27	46	50	18	141	88	94	82		264	123		
No. of jobs created (in terms of person)		163	240	340	187	930	283	328	372		983	53		
No. of technology intervention		120	164	176	132	592	148	291	106		545	-47		
% of clients who rate the assistance as satisfactory or better		90%	90%	90%	90%	90%	100%	99%	100%					
							(55/55)	(190/192)	(51/51)					
% of requests for technical that are acted upon within the standard time.		90%	90%	90%	90%	90%	100%	99%	100%					
							(55/55)	(190/192)	(51/51)					
<b>MFO 3 - Regional S&amp;T Services</b>											1,261	256		
No. of firms benefitting from technical/ consultative services		186	305	256	258	1,005	433	369	459					
% of clients who rate the technical services as satisfactory or better		90%	90%	90%	90%	90%	100%	100%	100%					
							(145/145)	(173/173)	(160/160)					
% of requests for technical assistance that are acted upon within the ISO standard time		90%	90%	90%	90%	90%	100%	100%	100%					
							(145/145)	(173/173)	(160/160)					
<b>Part B</b>														
<b>Major Programs/Projects</b>														
<b>KRA No. 3 - Rapid, Inclusive and Sustained Economic Growth</b>														
<b>Small Enterprise Technology Upgrading Program</b>														
<i>Technology Transfer</i>														
No. of firms/other entities provided with S&T assistance		10	14	15	5	44	48	60	46		154	110		
No. jobs created (in terms of person)		59	68	111	60	298	231	256	262		749	451		
No. of technology interventions		45	62	80	45	232	122	200	75		397	165		


QUARTERLY PHYSICAL REPORT OF OPERATION  
As of September 30, 2016

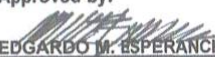
Department : DOST - OFFICE OF THE SECRETARY  
Agency : DOST - Regional Office No. VIII  
Operating Unit :  
Organization Code (UACS) :

	Current Year Appropriations
	Supplemental Appropriations
	Continuing Appropriations
	Off-Budget Account

Particulars	UACS CODE	Physical Targets					Physical Accomplishments					Variance as of September 2016	Remarks
		1st Quarter	2nd Quarter	3rd Quarter	4th Quarter	Total	1st Quarter	2nd Quarter	3rd Quarter	4th Quarter	Total		
1	2	3	4	5	6	7=(3+4+5+6)	8	9	10	11	12=(8+9+10+11)	13	14
Eastern Visayas - Food Innovation Centers (EVFIC) No. of food products developed		25	25	25	25	100	0	3	12		15	-85	Product developed, in arrears, due to delayed release of GIA financial assistance caused by late liquidation of previous funds by the implementor.
KRA No. 1 - Anti-Corruption, Transparent, Accountable Community Empowerment through Science and Technology (Inputs from Lead RO - DOST VI)		6				6	7				7	1	
No. of communities transformed		6				6	7				7	1	
<b>Health and Nutrition</b>													
No. of OL trap kits deployed													
No. of RxBox units deployed													
No. of manoursihed children (0-5 yrs old) under regular feeding program													
<b>Water Sanitation</b>													
No. of Ceramic water filters (CWFs) provided to communities to access safe water													
<b>Basic Education</b>													
No. of training/review classes conducted			1			1		1			1		
No. of STARBOOKS deployed													
No. of scholarships granted		30	35			65	40	50			90	25	
<b>Livelihood/Economic Enterprise</b>													
No. of Livelihood projects implemented													
No. of technology trainings conducted		2	1		1	4	3	1			4		
No. of assistance on packaging and labelling assistance													
No. of persons trained to pursue S&T based enterprises		100	8		30	138	129	8			137	-1	
<b>DisasterRisk Reduction</b>													
No. of Automated Rain Gauges installed													
No. of Water Level Monitoring System installed													
No. of IEC campaign conducted on disaster management													

Prepared By:   
**RODERICK B. PACANOT**  
PMIS Unit Head  
Date: 05 OCT. 2016

In coordination with:  
  
**DEBBIE G. DELMO**  
Budget Unit Head  
Date: 10/5/16

Approved by:  
  
**EDGARDO M. ESPERANCILLA, CESO II**  
Regional Director  
Date: