




QUARTERLY REPORT OF REVENUE AND OTHER RECEIPTS
As at the Quarter Ending December 31, 2022


Department : Department of Science and Technology (DOST)
Agency : Office of the Secretary
Operating Unit : Regional Office - VIII
Organization Code (UACS) : 19 001 0300008
Fund Cluster : 01 - Regular Agency Fund

Classification/Sources of Revenue and Other Receipts	UACS CODE	REVENUE TARGET (Annual) per BESF	Actual Revenue and Other Receipts Collections					Cumulative Remittance/Deposits to Date			Variance		Remarks
			1st Quarter Ending March 31	2nd Quarter Ending June 30	3rd Quarter Ending Sept. 30	4th Quarter Ending Dec. 31	Total	Remittance to BTr	Deposited with AGDB	TOTAL	Amount	%	
1	2	3	4	5	6	7	8=[(6+(-)7)-8+9]	9	10	11=(9+10)	12=(8-3)	13=(12/3)	14
Regular Agency Fund		4,000,000.00	6,876,731.49	6,000,033.32	8,233,705.42	9,087,661.65	30,198,131.88	29,887,776.17	0.00	29,887,776.17	26,198,131.88	655 %	
Revenue Collections		4,000,000.00	1,296,205.00	1,012,790.00	769,434.40	1,003,168.00	4,081,597.40	4,035,187.40	0.00	4,035,187.40	81,597.40	2 %	
Cash Revenue		4,000,000.00	1,296,205.00	1,012,790.00	769,434.40	1,003,168.00	4,081,597.40	4,035,187.40	0.00	4,035,187.40	81,597.40	2 %	
Non-Tax		4,000,000.00	1,296,205.00	1,012,790.00	769,434.40	1,003,168.00	4,081,597.40	4,035,187.40	0.00	4,035,187.40	81,597.40	2 %	
Calibration Fees	4020199002	1,600,000.00	1,043,980.00	700,670.00	582,240.00	452,994.00	2,779,884.00	2,752,354.00	0.00	2,752,354.00	1,179,884.00	74 %	
Other Service Income	4020199099	2,400,000.00	252,225.00	312,120.00	187,194.40	550,174.00	1,301,713.40	1,282,833.40	0.00	1,282,833.40	(1,098,286.60)	-46 %	
Non-Revenue Collections/Other Receipts		0.00	5,580,526.49	4,987,243.32	7,464,271.02	8,084,493.65	26,116,534.48	25,852,588.77	0.00	25,852,588.77	26,116,534.48	0 %	
Cash Receipts		0.00	5,580,526.49	4,987,243.32	7,464,271.02	8,084,493.65	26,116,534.48	25,852,588.77	0.00	25,852,588.77	26,116,534.48	0 %	
Not Applicable		0.00	5,580,526.49	4,987,243.32	7,464,271.02	8,084,493.65	26,116,534.48	25,852,588.77	0.00	25,852,588.77	26,116,534.48	0 %	
Due from National Government Agencies	1030301000	0.00	1,076.80	11,501.57	15,000.00	1,254,793.00	1,282,371.37	1,282,371.37	0.00	1,282,371.37	1,282,371.37	0 %	
Due from Local Government Units	1030303000	0.00	0.00	85,534.75	209,473.00	533,495.71	828,503.46	564,557.75	0.00	564,557.75	828,503.46	0 %	
Other Receivables	1030599000	0.00	5,579,449.69	4,860,815.50	7,220,744.02	6,283,128.50	23,944,137.71	23,944,137.71	0.00	23,944,137.71	23,944,137.71	0 %	
Advances for Special Disbursing Officer	1990103000	0.00	0.00	21,091.50	10,095.00	2,745.50	33,932.00	33,932.00	0.00	33,932.00	33,932.00	0 %	
Advances to Officers and Employees	1990104000	0.00	0.00	8,300.00	8,958.00	8,449.00	25,708.00	25,708.00	0.00	25,708.00	25,708.00	0 %	
Government Equity	3010101000	0.00	0.00	0.00	0.00	1,881.94	1,881.94	1,881.94	0.00	1,881.94	1,881.94	0 %	
TOTAL		4,000,000.00	6,876,731.49	6,000,033.32	8,233,705.42	9,087,661.65	30,198,131.88	29,887,776.17	0.00	29,887,776.17	26,198,131.88	655 %	

Certified Correct:

Rogén Vincent R. Tobias
Accountant III
Date: January 18, 2023

Certified Correct:

Carissa Mae M. Basiano
AOV - Budget Officer
Date: January 18, 2023


Recommending Approval:

Rufino E. Mengote
ARD - FAS
Date: January 18, 2023

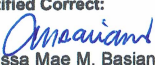
Approved By:

Ernesto M. Granada
Regional Director
Date: January 18, 2023


QUARTERLY REPORT OF REVENUE AND OTHER RECEIPTS
As at the Quarter Ending December 31, 2022


Department : Department of Science and Technology (DOST)
Agency : Office of the Secretary
Operating Unit : Regional Office - VIII
Organization Code (UACS) : 19 001 0300008
Fund Cluster : 07 - Trust Receipts

Classification/Sources of Revenue and Other Receipts	UACS CODE	REVENUE TARGET (Annual) per BESF	Actual Revenue and Other Receipts Collections					Cumulative Remittance/Deposits to Date			Variance		Remarks
			1st Quarter Ending March 31	2nd Quarter Ending June 30	3rd Quarter Ending Sept. 30	4th Quarter Ending Dec. 31	Total	Remittance to BTr	Deposited with AGDB	TOTAL	Amount	%	
1	2	3	4	5	6	7	8=[(6+(-)7)-8+9]	9	10	11=(9+10)	12=(8-3)	13=(12/3)	14
Trust Receipts		90,000,000.00	18,500.00	23,000.00	13,738,172.56	3,082,682.48	16,862,365.04	45,000.00	16,415,982.56	16,460,982.56	(73,137,634.96)	-81 %	
Other Trust Receipts Deposited with the National Treasury		0.00	18,500.00	23,000.00	0.00	44,882.48	86,382.48	45,000.00	0.00	45,000.00	86,382.48	0 %	
Other Payables		0.00	18,500.00	23,000.00	0.00	44,882.48	86,382.48	45,000.00	0.00	45,000.00	86,382.48	0 %	
Trust Receipts Deposited with Authorized Government Depository Banks (AGDB)		90,000,000.00	0.00	0.00	13,738,172.56	3,037,810.00	16,775,982.56	0.00	16,415,982.56	16,415,982.56	(73,224,017.44)	-81 %	
Due to NGAs		90,000,000.00	0.00	0.00	13,738,172.56	3,037,810.00	16,775,982.56	0.00	16,415,982.56	16,415,982.56	(73,224,017.44)	-81 %	
TOTAL		90,000,000.00	18,500.00	23,000.00	13,738,172.56	3,082,682.48	16,862,365.04	45,000.00	16,415,982.56	16,460,982.56	(73,137,634.96)	-81 %	

Certified Correct:

Rogan Vincent R. Tobias
Accountant III
Date: January 18, 2023

Certified Correct:

Carissa Mae M. Basiano
AOV - Budget Officer
Date: January 18, 2023

Recommending Approval:

Rufino E. Mengote
ARD - FAS
Date: January 18, 2023

Approved By:

Ernesto M. Granada
Regional Director
Date: January 18, 2023