


MONTHLY REPORT OF DISBURSEMENTS
For the month of March 2021


Department: Department of Science and Technology (DOST)
 Agency/Entity: Office of the Secretary
 Operating Unit: Regional Office - VIII
 Organization Code (IACS): 19 001 0300008
 Fund Cluster: 01 Regular Agency Fund


Particulars	Current Year Budget					Prior Year's Budget										Trust Liabilities					Grand Total					Remarks				
	PS	MOOE	FinEx	CO	TOTAL	Prior Year's Accounts Payable					Current Year's Accounts Payable					SUB-TOTAL	PS	MOOE	CO	TOTAL	PS	MOOE	FinEx	CO	TOTAL					
						PS	MOOE	FinEx	CO	Sub-Total	PS	MOOE	FinEx	CO	Sub-Total												TOTAL			
1	2	3	4	5	6	7	8	9	10	11=(7+8+9+10)	12	13	14	15	16=(12+13+14+15)	17=(11+16)	18=(8+17)	19	20	21	22=(19+20+21)	23	24	25	26	27=(23+24+25+26)	28			
CASH DISBURSEMENTS	3,893,627.47	8,693,704.71	0.00	0.00	11,987,332.18	300.00	1,646,887.14	0.00	3,285,989.44	4,933,376.58	0.00	0.00	0.00	0.00	4,933,376.58	16,920,708.76	0.00	0.00	0.00	0.00	3,094,127.47	10,540,591.85	0.00	3,285,989.44	16,920,708.76	0.00	3,285,989.44	16,920,708.76		
Notice of Cash Allocation (NCA)	3,893,627.47	8,678,271.51	0.00	0.00	11,971,898.98	500.00	1,646,887.14	0.00	3,285,989.44	4,933,376.58	0.00	0.00	0.00	0.00	4,933,376.58	16,905,275.56	0.00	0.00	0.00	0.00	3,094,127.47	10,525,158.65	0.00	3,285,989.44	16,900,275.56	0.00	3,285,989.44	16,900,275.56		
MID Checks Issued	945,106.91	3,627,454.62	0.00	0.00	4,372,559.53	100.00	760,038.58	0.00	349,800.00	1,110,330.56	0.00	0.00	0.00	0.00	1,110,330.56	5,482,891.21	0.00	0.00	0.00	0.00	646,806.01	4,567,485.25	0.00	349,800.00	5,482,891.21	0.00	349,800.00	5,482,891.21		
Advice In Debt Account	2,948,521.46	5,050,816.89	0.00	0.00	7,999,338.35	0.00	886,856.56	0.00	2,936,189.44	3,823,046.00	0.00	0.00	0.00	0.00	3,823,046.00	11,422,384.35	0.00	0.00	0.00	0.00	2,546,521.46	5,537,873.45	0.00	2,936,189.44	11,422,384.35	0.00	2,936,189.44	11,422,384.35		
Notice of Transfer Allocations (NTA)	0.00	15,433.20	0.00	0.00	15,433.20	0.00	0.00	0.00	0.00	0.00	0.00	0.00	0.00	0.00	0.00	15,433.20	0.00	0.00	0.00	0.00	0.00	0.00	0.00	0.00	0.00	0.00	0.00	0.00	15,433.20	
MID Checks Issued	0.00	0.00	0.00	0.00	0.00	0.00	0.00	0.00	0.00	0.00	0.00	0.00	0.00	0.00	0.00	0.00	0.00	0.00	0.00	0.00	0.00	0.00	0.00	0.00	0.00	0.00	0.00	0.00	0.00	
Advice In Debt Account	0.00	15,433.20	0.00	0.00	15,433.20	0.00	0.00	0.00	0.00	0.00	0.00	0.00	0.00	0.00	0.00	15,433.20	0.00	0.00	0.00	0.00	0.00	0.00	0.00	0.00	0.00	0.00	0.00	0.00	0.00	15,433.20
Working Fund for FAAs	0.00	0.00	0.00	0.00	0.00	0.00	0.00	0.00	0.00	0.00	0.00	0.00	0.00	0.00	0.00	0.00	0.00	0.00	0.00	0.00	0.00	0.00	0.00	0.00	0.00	0.00	0.00	0.00	0.00	
Cash Disbursement Calling (CDC)	0.00	0.00	0.00	0.00	0.00	0.00	0.00	0.00	0.00	0.00	0.00	0.00	0.00	0.00	0.00	0.00	0.00	0.00	0.00	0.00	0.00	0.00	0.00	0.00	0.00	0.00	0.00	0.00	0.00	
TOTAL CASH DISBURSEMENTS	3,893,627.47	8,693,704.71	0.00	0.00	11,987,332.18	500.00	1,646,887.14	0.00	3,285,989.44	4,933,376.58	0.00	0.00	0.00	0.00	4,933,376.58	16,920,708.76	0.00	0.00	0.00	0.00	3,094,127.47	10,540,591.85	0.00	3,285,989.44	16,920,708.76	0.00	3,285,989.44	16,920,708.76		
NON-CASH DISBURSEMENTS	384,338.06	20,999.19	0.00	0.00	405,337.25	0.00	85,743.78	0.00	106,322.61	192,066.39	0.00	0.00	0.00	0.00	192,066.39	587,403.64	0.00	0.00	0.00	0.00	384,338.06	106,742.97	0.00	106,322.61	587,403.64	0.00	106,322.61	587,403.64		
Tim Remittance Advice Issued (TRA)	384,338.06	20,999.19	0.00	0.00	405,337.25	0.00	85,743.78	0.00	106,322.61	192,066.39	0.00	0.00	0.00	0.00	192,066.39	587,403.64	0.00	0.00	0.00	0.00	384,338.06	106,742.97	0.00	106,322.61	587,403.64	0.00	106,322.61	587,403.64		
Non-Cash Availment Activity (NCAA)	0.00	0.00	0.00	0.00	0.00	0.00	0.00	0.00	0.00	0.00	0.00	0.00	0.00	0.00	0.00	0.00	0.00	0.00	0.00	0.00	0.00	0.00	0.00	0.00	0.00	0.00	0.00	0.00	0.00	
Disbursements affected through outright deductions from claims (please specify...)	0.00	0.00	0.00	0.00	0.00	0.00	0.00	0.00	0.00	0.00	0.00	0.00	0.00	0.00	0.00	0.00	0.00	0.00	0.00	0.00	0.00	0.00	0.00	0.00	0.00	0.00	0.00	0.00	0.00	
Overpayment of expenses (e.g. personal benefits)	0.00	0.00	0.00	0.00	0.00	0.00	0.00	0.00	0.00	0.00	0.00	0.00	0.00	0.00	0.00	0.00	0.00	0.00	0.00	0.00	0.00	0.00	0.00	0.00	0.00	0.00	0.00	0.00	0.00	
Restitution for loss of government property	0.00	0.00	0.00	0.00	0.00	0.00	0.00	0.00	0.00	0.00	0.00	0.00	0.00	0.00	0.00	0.00	0.00	0.00	0.00	0.00	0.00	0.00	0.00	0.00	0.00	0.00	0.00	0.00	0.00	
Liquidated damages and similar claims	0.00	0.00	0.00	0.00	0.00	0.00	0.00	0.00	0.00	0.00	0.00	0.00	0.00	0.00	0.00	0.00	0.00	0.00	0.00	0.00	0.00	0.00	0.00	0.00	0.00	0.00	0.00	0.00	0.00	
Others (e.g. TRF, DTr, Docs Stamp, etc.)	0.00	0.00	0.00	0.00	0.00	0.00	0.00	0.00	0.00	0.00	0.00	0.00	0.00	0.00	0.00	0.00	0.00	0.00	0.00	0.00	0.00	0.00	0.00	0.00	0.00	0.00	0.00	0.00	0.00	
TOTAL NON-CASH DISBURSEMENTS	384,338.06	20,999.19	0.00	0.00	405,337.25	0.00	85,743.78	0.00	106,322.61	192,066.39	0.00	0.00	0.00	0.00	192,066.39	587,403.64	0.00	0.00	0.00	0.00	384,338.06	106,742.97	0.00	106,322.61	587,403.64	0.00	106,322.61	587,403.64		
GRAND TOTAL	3,477,965.53	8,914,703.90	0.00	0.00	12,392,669.43	500.00	3,392,312.05	0.00	3,392,312.05	5,125,442.97	0.00	0.00	0.00	0.00	5,125,442.97	17,518,112.40	0.00	0.00	0.00	0.00	3,477,965.53	10,647,334.82	0.00	3,392,312.05	17,518,112.40	0.00	3,392,312.05	17,518,112.40		

Particulars	Previous Report	This Month	As at Date
(1)	(2)	(3)	(4)
Total Disbursement Authorities Received	14,143,661.73	16,843,590.63	30,987,472.36
NCA	13,184,000.00	14,823,000.00	28,007,000.00
NTA	133,896.00	1,423,186.99	1,557,082.99
Working Fund	0.00	0.00	0.00
TRA	925,965.73	597,403.64	1,423,389.37
CDC	0.00	0.00	0.00
NCAA	0.00	0.00	0.00
Less: Notice of Transfer of Allocations (NTA) issued	0.00	0.00	0.00
Total Disbursement Authorities Available	14,143,661.73	16,843,590.63	30,987,472.36
Less:			
Lapsed NCA	0.00	33.03	33.03
Disbursements	13,469,326.93	17,518,112.40	30,987,439.33
Less: Other Non-Cash Disbursements	0.00	0.00	0.00
Disbursements affected through outright deductions from claims	0.00	0.00	0.00
Overpayment of expenses (e.g. personal benefits)	0.00	0.00	0.00
Restitution for loss of government property	0.00	0.00	0.00
Liquidated damages and similar claims	0.00	0.00	0.00
Others (e.g. TRF, DTr, Docs Stamp, etc.)	0.00	0.00	0.00
Adjustments (e.g. cancelled/staled checks)	0.00	0.00	0.00
Balance of Disbursement Authorities as at date	674,554.80	(674,554.80)	0.00
Total Disbursements Program	14,143,661.73	16,843,590.63	30,987,472.36
Less: Actual Disbursements	13,469,326.93	17,518,112.40	30,987,439.33
(Over)/Under spending	674,554.80	(674,521.77)	33.03

Notes: * The use of NTA is discouraged
 Notes: ** Amounts should tally with the grand total disbursement (column 27).


 Rogin Vincent R. Tobias
 Accountant III
 Date: April 9, 2021


 Rufino E. Mengote
 ARD - FAS
 Date: April 9, 2021


 Ernesto M. Gerada
 Regional Director
 Date: April 9, 2021