

MONTHLY REPORT OF DISBURSEMENT
FOR THE MONTH OF OCTOBER 2016

Department/Agency: DEPARTMENT OF SCIENCE AND TECHNOLOGY Region 8
Fund Code : 01101101

Government Servicing Bank : LBP
MDS Sub-Account Number :2173-9005-22


Column 1 PARTICULARS	PRIOR YEAR'S BUDGET											
	CURRENT YEAR ALLOTMENT				PRIOR YEARS /CURRENT YEAR'S ACCOUNTS PAYABLE				GRAND TOTAL			
	PS	MOOE	CO	TOTAL	PS	MOOE	CO	TOTAL	PS	MOOE	CO	TOTAL
Date Check & ADA #Issued												
10-05-2016-380582-380585		17,556.96		17,556.96					-	17,556.96	-	17,556.96
10-06-2016-380586-380591		13,960.02		13,960.02					-	13,960.02	-	13,960.02
10-10-2016-380592-380593		28,124.02		28,124.02					-	28,124.02	-	28,124.02
10-11-2016-380594-380596		65,801.30		65,801.30					-	65,801.30	-	65,801.30
10-12-2016-380597-380600		6,126.73		6,126.73					-	6,126.73	-	6,126.73
10-14-2016-380601-380609		28,570.51		28,570.51					-	28,570.51	-	28,570.51
10-17-2016-380610		570,000.00		570,000.00					-	570,000.00	-	570,000.00
10-18-2016-380611-380612		34,843.69		34,843.69					-	34,843.69	-	34,843.69
10-19-2016-380611-380617	146,045.79	1,139.08		147,184.87					146,045.79	1,139.08		147,184.87
10-21-2016-380618-380649	1,350.00	766,051.37	353,174.47	1,120,575.84					1,350.00	766,051.37		1,120,575.84
Sub-total	147,395.79	1,532,173.68	353,174.47	2,032,743.94		-	-	-	147,395.79	1,532,173.68	-	2,032,743.94
Date ADA # Issued												
10-05-2016-10-05-222		836,356.00		836,356.00					-	836,356.00	-	836,356.00
10-06-2016-10-06-223	175,055.34	31,414.41		206,469.75					175,055.34	31,414.41	-	206,469.75
10-06-2016-10-06-224		23,052.52		23,052.52					-	23,052.52	-	23,052.52
10-10-2016-10-10-225	18,000.00	283,784.61		301,784.61					18,000.00	283,784.61	-	301,784.61
10-11-2016-10-11-227		53,074.82		53,074.82					-	53,074.82	-	53,074.82
10-11-2016-10-11-228		36,252.96	30,280.98	66,533.94					-	36,252.96	30,280.98	66,533.94
10-12-2016-10-12-229	301,388.66	3,572.20		304,960.86					301,388.66	3,572.20	-	304,960.86
10-14-2016-10-14-231	12,240.00	4,375.80		16,615.80					12,240.00	4,375.80	-	16,615.80
10-14-2016-10-14-232		47,879.68		47,879.68					-	47,879.68	-	47,879.68
10-17-2016-10-17-233		15,602.59		15,602.59					-	15,602.59	-	15,602.59
10-18-2016-10-18-234		31,495.98		31,495.98					-	31,495.98	-	31,495.98
10-18-2016-10-18-235		44,014.51	5,036,112.19	5,080,126.70						44,014.51	5,036,112.19	5,080,126.70
10-19-2016-10-19-236		187,585.94		187,585.94					-	187,585.94	-	187,585.94
10-19-2016-10-19-237	554,906.99	11,560.00		566,466.99					554,906.99	11,560.00	-	566,466.99
10-19-2016-10-19-238		175,000.00		175,000.00					-	175,000.00	-	175,000.00
10-21-2016-10-21-239		93,326.38		93,326.38					-	93,326.38	-	93,326.38
10-21-2016-10-21-240		8,000.00		8,000.00					-	8,000.00	-	8,000.00
10-25-2016-10-25-241	419,615.93	32,076.49		451,692.42					419,615.93	32,076.49	-	451,692.42
10-25-2016-10-25-242		70,000.00		70,000.00					-	70,000.00	-	70,000.00
10-27-2016-10-27-243		246,866.31		246,866.31					-	246,866.31	-	246,866.31
10-27-2016-10-27-244	126,134.00	10,852.68		136,986.68			55,150.00		126,134.00	10,852.68	55,150.00	192,136.68
10-27-2016-10-27-245		33,906.91		33,906.91					-	33,906.91	-	33,906.91
10-28-2016-10-28-246		85,890.00	89,452.65	175,342.65					-	85,890.00	89,452.65	175,342.65
10-28-2016-10-28-247		135,295.70		135,295.70					-	135,295.70	-	135,295.70
10-28-2016-10-28-248	265,850.82	106,284.17		372,134.99					265,850.82	106,284.17	-	372,134.99
10-28-2016-10-28-250	68,418.00	112,660.64		181,078.64					68,418.00	112,660.64	-	181,078.64
Sub-total	1,941,609.74	2,720,181.30	5,155,845.82	9,817,636.86			55,150.00		1,941,609.74	2,720,181.30	5,210,995.82	9,872,786.86
TOTAL DISBURSMENT	2,089,005.53	4,252,354.98	5,509,020.29	11,850,380.80	-	-	55,150.00	-	2,089,005.53	4,252,354.98	5,210,995.82	11,905,530.80
Date & TRA No.	266,105.05	68,014.29	368,483.41	702,602.75					266,105.05	68,014.29	368,483.41	702,602.75
	2,355,110.58	4,320,369.27	5,877,503.70	12,552,983.55	-	-	55,150.00	-	2,355,110.58	4,320,369.27	5,579,479.23	12,608,133.55

Summary (OCT. 2016)

	Previous Report	This Month (October)	As of Date
Total Disbursement Authorities Received			
NCA /NTA	76,096,053.54	12,270,872.34	88,366,925.88
Terminal Leave benefits	524,700.00	-	524,700.00
TRA	4,449,453.98	702,602.75	5,152,056.73
CDC		-	-
NCAA		-	-
Others-adj - tax on cancelled check		-	-
Less: NTA Issued		-	-
Total Disbursement Authorities:	81,070,207.52	12,973,475.09	94,043,682.61
Less: NCA Lapsed	879.52	31.98	911.50
Disbursements	80,840,315.53	12,608,133.55	93,448,449.08
Terminal Leave benefits	524,699.20	-	524,699.20
Cancelled check	(295,718.71)	-	(295,718.71)
Total	81,070,175.54	12,608,165.53	93,678,341.07
Balance of Disb. Authority as of	31.98	365,309.56	365,341.54

	Previous Report	This Month (Oct.)	As of Date
Total Disbursement Program -Regular	73,190,098.98	12,322,525.75	85,512,624.73
Special Purpose Fund - terminal leave	524,700.00	-	524,700.00
Total Disbursement Program -NTA	7,355,408.54	650,949.34	8,006,357.88
Total	81,070,207.52	12,973,475.09	94,043,682.61
Less: Actual Disbursement	81,070,207.52	12,608,133.55	93,678,341.07
(Over) Under spending	-	365,341.54	365,341.54

Certified Correct:


 LOURDES C. SALVATIERRA
 Accountant III

Approved by:


 RUFINO E. MENGOTE
 ARD/FASD 11/4

MONTHLY REPORT OF DISBURSEMENT
FOR THE MONTH OF NOVEMBER 2016

Department/Agency: DEPARTMENT OF SCIENCE AND TECHNOLOGY Region 8
Fund Code : 01101101

Government Servicing Bank : LBP
MDS Sub-Account Number :2173-9005-22

Column 1 PARTICULARS	CURRENT YEAR ALLOTMENT				PRIOR YEAR'S BUDGET PRIOR YEARS /CURRENT YEAR'S ACCOUNTS PAYABL				GRAND TOTAL			
	PS	MOOE	CO	TOTAL	PS	MOOE	CO	TOTAL	PS	MOOE	CO	TOTAL
Date Check & ADA #Issued												
11-07-2016-380650-380656		112,386.55		112,386.55					-	112,386.55	-	112,386.55
11-07-2016-380657-380659		11,073.44		11,073.44					-	11,073.44	-	11,073.44
11-10-2016-380660-380664		23,300.69		23,300.69					-	23,300.69	-	23,300.69
11-14-2016-380665-380668	33,874.28	936.56		34,810.84					33,874.28	936.56	-	34,810.84
11-16-2016-380669-380673	112,171.51	36,950.00		149,121.51					112,171.51	36,950.00	-	149,121.51
11-18-2016-380674-380684		79,339.13		79,339.13					-	79,339.13	-	79,339.13
11-21-2016-380685-380687		13,114.79		13,114.79					-	13,114.79	-	13,114.79
11-23-2016-380686-380691		42,012.51		42,012.51					-	42,012.51	-	42,012.51
11-28-2016-380691-380696		146,723.07		146,723.07					-	146,723.07	-	146,723.07
Sub-total	146,045.79	465,836.74	-	611,882.53	-	-	-	-	146,045.79	465,836.74	-	611,882.53
Date ADA # Issued												
11-07-2016-11-07-251	235,609.95	24,720.84		260,330.79					235,609.95	24,720.84	-	260,330.79
11-07-2016-11-07-252		79,646.70		79,646.70					-	79,646.70	-	79,646.70
11-07-2016-11-07-253		31,500.00		31,500.00					-	31,500.00	-	31,500.00
11-09-2016-11-09-254	1,417,035.87	32,784.07		1,449,819.94					1,417,035.87	32,784.07	-	1,449,819.94
11-09-2016-11-09-255		8,405.66		8,405.66					-	8,405.66	-	8,405.66
11-09-2016-11-09-256		75,000.00		75,000.00					-	75,000.00	-	75,000.00
11-10-2016-11-09-257	356,398.35			356,398.35					356,398.35	-	-	356,398.35
11-10-2016-11-09-258	35,000.00	12,009.23		47,009.23					35,000.00	12,009.23	-	47,009.23
11-14-2016-11-14-259	36,549.85	34,056.00		70,605.85					36,549.85	34,056.00	-	70,605.85
11-15-2016-11-15-261		18,193.35		18,193.35					-	18,193.35	-	18,193.35
11-15-2016-11-15-262	139,162.00	158,708.00		297,870.00					139,162.00	158,708.00	-	297,870.00
11-16-2016-11-16-263-267	576,762.96	342,257.42		919,020.38					576,762.96	342,257.42	-	919,020.38
11-18-2016-11-18-268-269		71,458.13		71,458.13					-	71,458.13	-	71,458.13
11-21-2016-11-21-270-271		93,635.13		93,635.13					-	93,635.13	-	93,635.13
11-22-2016-11-22-272		412,650.00		412,650.00					-	412,650.00	-	412,650.00
11-23-2016-11-23-273-275	356,398.07	69,023.29		425,421.36			190,391.60	190,391.60	356,398.07	69,023.29	190,391.60	615,812.96
11-25-2016-11-25-276	81,075.94	62,038.25		143,114.19					81,075.94	62,038.25	-	143,114.19
11-26-2016-11-26-277		40,701.76		40,701.76					-	40,701.76	-	40,701.76
11-29-2016-11-29-278	146,330.59	31,334.47	61,498.93	239,163.99					146,330.59	31,334.47	61,498.93	239,163.99
Sub-total	3,380,323.58	1,598,122.30	61,498.93	5,039,944.81	-	-	190,391.60	190,391.60	3,380,323.58	1,598,122.30	251,890.53	5,230,336.41
TOTAL DISBURSEMENT	3,526,369.37	2,063,959.04	61,498.93	5,651,827.34	-	-	190,391.60	190,391.60	3,526,369.37	2,063,959.04	251,890.53	5,842,218.94
Date & TRA Nov.	379,631.06	34,947.33	3,481.07	418,059.46					379,631.06	34,947.33	3,481.07	418,059.46
	3,906,000.43	2,098,906.37	64,980.00	6,069,886.80	-	-	190,391.60	190,391.60	3,906,000.43	2,098,906.37	255,371.60	6,280,278.40

Summary (NOV. 2016)

	Previous Report	This Month (November)	As of Date
Total Disbursement Authorities Received			
NCA /NTA	88,366,925.88	6,875,044.00	95,241,969.88
Terminal Leave benefits	524,700.00	-	524,700.00
TRA	5,152,058.73	418,059.46	5,570,116.19
CDC		-	-
NCAA			
Others-adj - tax on cancelled check			
Less: NTA Issued		-	-
Total Disb. Authorities Availab	94,043,682.61	7,293,103.46	101,336,786.07
Less: NCA Lapsed			
	911.50	-	911.50
Disbursements	93,448,449.08	6,260,278.40	99,708,727.48
Terminal Leave benefits	524,699.20	-	524,699.20
Cancelled check	(295,718.71)	-	(295,718.71)
Total	93,678,341.07	6,260,278.40	99,938,619.47
Balance of Disb. Authority as of	365,341.54	1,032,825.06	1,398,166.60

	Previous Report	This Month (Nov.)	As of Date
Total Disbursement Program -Regular	85,512,624.73	6,504,054.46	92,016,679.19
Special Purpose Fund - terminal leave	524,700.00	-	524,700.00
Total Disbursement Program -NTA	8,006,357.88	789,049.00	8,795,406.88
Total	94,043,682.61	7,293,103.46	101,336,786.07
Less: Actual Disbursement	93,678,341.07	6,260,278.40	99,938,619.47
(Over) Under spending	365,341.54	1,032,825.06	1,398,166.60

Certified Correct:


LOURDES C. SALVATIERRA
 Accountant III

Approved by:


RUFINO E. MENGOTE
 ARD/FASD

MONTHLY REPORT OF DISBURSEMENT
FOR THE MONTH OF DECEMBER 2016

Government Servicing Bank : LBP
MDS Sub-Account Number :2173-9005-22


Department/Agency: DEPARTMENT OF SCIENCE AND TECHNOLOGY Region 8
Fund Code : 01101101

Column 1 PARTICULARS	CURRENT YEAR ALLOTMENT				PRIOR YEAR'S BUDGET OR YEARS /CURRENT YEAR'S ACCOUNTS PAYA				GRAND TOTAL			
	PS	MOOE	CO	TOTAL	PS	MOOE	CO	TOTAL	PS	MOOE	CO	TOTAL
	Date Check & ADA #Issued											
12-01-2016-380697-380699		33,304.89		33,304.89					-	33,304.89	-	33,304.89
12-02-2016-380700-462504		86,891.33		86,891.33					-	86,891.33	-	86,891.33
12-06-2016-462505-462507		24,135.24		24,135.24					-	24,135.24	-	24,135.24
12-07-2016-462508-		3,130.00		3,130.00					-	3,130.00	-	3,130.00
12-09-2016-462509-462527	343,992.47	59,296.20	212,800.00	616,088.67					343,992.47	59,296.20	212,800.00	616,088.67
12-14-2016-462528-462542	157,234.42	81,685.13		238,919.55					157,234.42	81,685.13		238,919.55
12-19-2016-462543-462554	4,050.00	284,669.58	114,000.00	402,719.58					4,050.00	284,669.58	114,000.00	402,719.58
12-20-2016-462555-462560		121,327.36		121,327.36					-	121,327.36		121,327.36
12-27-2016-462561-462567		80,962.59		80,962.59						80,962.59		80,962.59
12-27-2016-462568-462570		201,136.37		201,136.37						201,136.37		201,136.37
12-27-2016-462571-462585	587,812.00	227,282.30		815,094.30					587,812.00	227,282.30		815,094.30
Sub-total	1,093,088.89	1,203,820.99	326,800.00	2,623,709.88		-	-	-	1,093,088.89	1,203,820.99	326,800.00	2,623,709.88
Date ADA # Issued												
12-01-2016-12-01-281		41,022.50		41,022.50					-	41,022.50	-	41,022.50
12-02-2016-12-02-282		171,198.60		171,198.60					-	171,198.60	-	171,198.60
12-05-2016-12-05-283		28,561.86		28,561.86					-	28,561.86	-	28,561.86
12-06-2016-12-06-284	94,800.00	61,357.49		156,157.49					94,800.00	61,357.49		156,157.49
12-06-2016-12-06-285	81,673.00	107,970.43	1,144,189.45	1,333,832.88					81,673.00	107,970.43	1,144,189.45	1,333,832.88
12-09-2016-12-09-286	351,816.43	141,640.87		493,457.30					351,816.43	141,640.87		493,457.30
12-09-2016-12-09-287		49,504.75		49,504.75					-	49,504.75		49,504.75
12-12-2016-12-12-288	140,322.00			140,322.00					140,322.00			140,322.00
12-12-2016-12-12-289		28,278.00		28,278.00					-	28,278.00		28,278.00
12-12-2016-12-12-290	341,831.07	31,370.88		373,201.95					341,831.07	31,370.88		373,201.95
12-14-2016-12-14-293	566,735.69	426,347.63		993,083.32					566,735.69	426,347.63		993,083.32
12-14-2016-12-14-294		94,402.84		94,402.84					-	94,402.84		94,402.84
12-19-2016-12-19-295	5,125.00	9,813.00		14,938.00					5,125.00	9,813.00		14,938.00
12-19-2016-12-19-297		179,362.19		179,362.19					-	179,362.19		179,362.19
12-20-2016-12-20-298	83,086.53			83,086.53					83,086.53			83,086.53
12-20-2016-12-20-299		50,845.91		50,845.91					-	50,845.91		50,845.91
12-20-2016-12-20-300	121,332.00	14,492.10		135,824.10					121,332.00	14,492.10		135,824.10
12-20-2016-12-22-301	486,470.97	54,519.81		540,990.78					486,470.97	54,519.81		540,990.78
12-20-2016-12-22-302	8,751.48	8,121.68		16,873.16					8,751.48	8,121.68		16,873.16
12-27-2016-12-27-303	91,174.00	94,809.12		185,983.12					91,174.00	94,809.12		185,983.12
Sub-total	2,373,118.17	1,593,619.66	1,144,189.45	5,110,927.28					2,373,118.17	1,593,619.66	1,144,189.45	5,110,927.28
TOTAL DISBURSMENT	3,466,207.06	2,797,440.65	1,470,989.45	7,734,637.16	-	-	-	-	3,466,207.06	2,797,440.65	1,470,989.45	7,734,637.16
Date & TRA Dec.	376,926.44	77,161.34	89,617.05	543,704.83					376,926.44	77,161.34	89,617.05	543,704.83
	3,843,133.50	2,874,601.99	1,560,606.50	8,278,341.99	-	-	-	-	3,843,133.50	2,874,601.99	1,560,606.50	8,278,341.99


Summary (Dec. 2016)

	Previous Report	This Month (December)	As of Date		Previous Report	This Month (Dec.)	As of Date
Total Disbursement Authorities Received				Total Disbursement Program -Regular	92,016,679.19	5,958,228.83	97,974,908.02
NCA /NTA	95,241,969.88	6,336,487.90	101,578,457.78	Special Purpose Fund - terminal leave	524,700.00	-	524,700.00
Terminal Leave benefits	524,700.00	-	524,700.00	Total Disbursement Program -NTA	8,795,406.88	921,963.90	9,717,370.78
TRA	5,570,116.19	543,704.83	6,113,821.02	Total	101,336,786.07	6,880,192.73	108,216,978.80
CDC		-		Less: Actual Disbursement	99,938,619.47	8,278,341.99	108,216,961.46
NCAA		-		(Over) Under spending	1,398,166.60	(1,398,149.26)	17.34
Others-adj - tax on cancelled check		-					
Less: NTA Issued		-					
Total Disb. Authorities Available	101,336,786.07	6,880,192.73	108,216,978.80				
Less: NCA Lapsed	911.50	-	911.50				
Disbursements	99,708,727.48	8,278,341.99	107,987,069.47				
Terminal Leave benefits	524,699.20	-	524,699.20				
Cancelled check	(295,718.71)	-	(295,718.71)				
Total	99,938,619.47	8,278,341.99	108,216,961.46				
Balance of Disb. Authority as of to date	1,398,166.60	(1,398,149.26)	17.34				

Certified Correct:


 LOURDES C. SALVATIERRA
 Accountant III

Approved by:


 RUFINO E. MENGOTE
 ARD/FASD