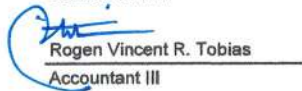




QUARTERLY REPORT OF REVENUE AND OTHER RECEIPTS
As at the Quarter Ending December 31, 2021

Department : Department of Science and Technology (DOST)
 Agency : Office of the Secretary
 Operating Unit : Regional Office - VIII
 Organization Code (UACS) : 19 001 0300008
 Fund Cluster : 01 - Regular Agency Fund

Classification/Sources of Revenue and Other Receipts	UACS CODE	REVENUE TARGET (Annual) per BESF	Actual Revenue and Other Receipts Collections					Cumulative Remittance/Deposits to Date			Variance		Remarks
			1st Quarter Ending March 31	2nd Quarter Ending June 30	3rd Quarter Ending Sept. 30	4th Quarter Ending Dec. 31	Total	Remittance to BTr	Deposited with AGDB	TOTAL	Amount	%	
1	2	3	4	5	6	7	8=[6+(-)7]-8+9	9	10	11=(9+10)	12=(8-3)	13=(12/3)	14
Regular Agency Fund		3,500,000.00	6,702,332.51	6,169,672.72	7,534,345.20	1,797,545.31	22,203,895.74	22,203,895.74	0.00	22,203,895.74	16,703,895.74	534 %	
Revenue Collections		3,500,000.00	880,725.00	954,078.00	1,000,050.00	642,800.00	3,477,653.00	3,477,653.00	0.00	3,477,653.00	(22,347.00)	-1 %	
Cash Revenue		3,500,000.00	880,725.00	954,078.00	1,000,050.00	642,800.00	3,477,653.00	3,477,653.00	0.00	3,477,653.00	(22,347.00)	-1 %	
Non-Tax		3,500,000.00	880,725.00	954,078.00	1,000,050.00	642,800.00	3,477,653.00	3,477,653.00	0.00	3,477,653.00	(22,347.00)	-1 %	
Calibration Fees	4020199002	1,400,000.00	569,800.00	415,565.00	327,360.00	448,760.00	1,759,485.00	1,759,485.00	0.00	1,759,485.00	359,485.00	26 %	
Other Service Income	4020199099	2,100,000.00	310,925.00	538,513.00	672,690.00	196,040.00	1,718,168.00	1,718,168.00	0.00	1,718,168.00	(381,832.00)	-18 %	
Non-Revenue Collections/Other Receipts		0.00	5,821,607.51	5,215,594.72	6,534,295.20	1,154,745.31	18,726,242.74	18,726,242.74	0.00	18,726,242.74	18,726,242.74	0 %	
Cash Receipts		0.00	5,821,607.51	5,215,594.72	6,534,295.20	1,154,745.31	18,726,242.74	18,726,242.74	0.00	18,726,242.74	18,726,242.74	0 %	
Not Applicable		0.00	5,821,607.51	5,215,594.72	6,534,295.20	1,154,745.31	18,726,242.74	18,726,242.74	0.00	18,726,242.74	18,726,242.74	0 %	
Due from National Government Agencies	1030301000	0.00	42,345.00	15,321.00	140,000.00	0.00	197,666.00	197,666.00	0.00	197,666.00	197,666.00	0 %	
Due from Local Government Units	1030303000	0.00	360,400.00	25,600.00	160,064.00	5.00	546,069.00	546,069.00	0.00	546,069.00	546,069.00	0 %	
Other Receivables	1030599000	0.00	5,418,862.51	5,173,603.39	6,234,231.20	1,139,590.08	17,966,287.18	17,966,287.18	0.00	17,966,287.18	17,966,287.18	0 %	
Advances for Special Disbursing Officer	1990103000	0.00	0.00	538.40	0.00	0.00	538.40	538.40	0.00	538.40	538.40	0 %	
Advances to Officers and Employees	1990104000	0.00	0.00	0.00	0.00	1,867.00	1,867.00	1,867.00	0.00	1,867.00	1,867.00	0 %	
Government Equity	3010101000	0.00	0.00	531.93	0.00	13,283.23	13,815.16	13,815.16	0.00	13,815.16	13,815.16	0 %	
TOTAL		3,500,000.00	6,702,332.51	6,169,672.72	7,534,345.20	1,797,545.31	22,203,895.74	22,203,895.74	0.00	22,203,895.74	16,703,895.74	534 %	

Certified Correct:

 Rogin Vincent R. Tobias
 Accountant III
 Date: January 13, 2022

Recommending Approval:

 Rufino E. Mengote
 ARD - FAS
 Date: January 13, 2022

Approved By:

 Ernesto M. Granada
 Regional Director
 Date: January 13, 2022